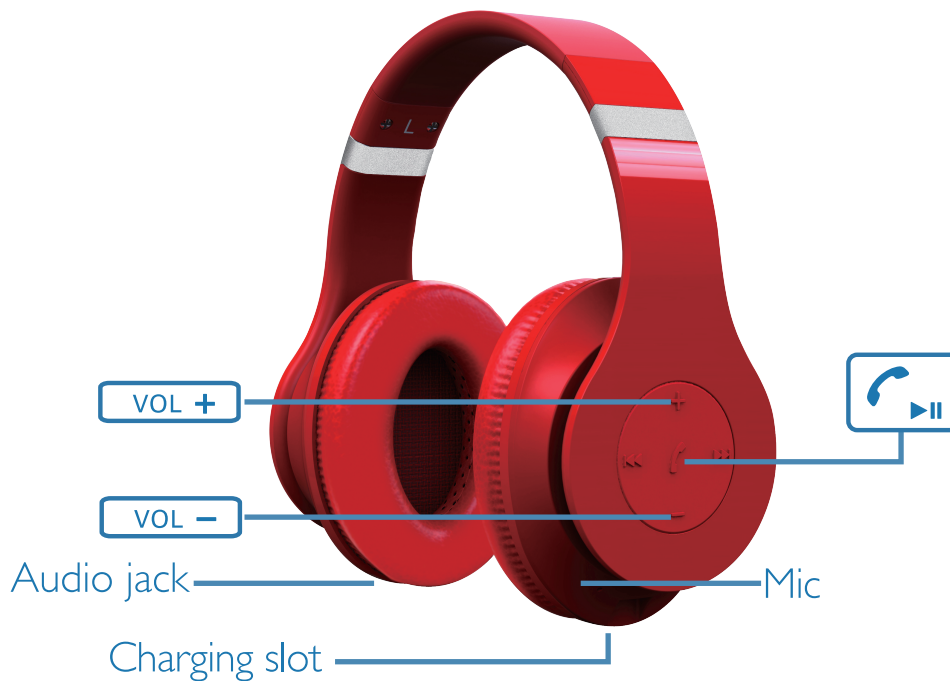



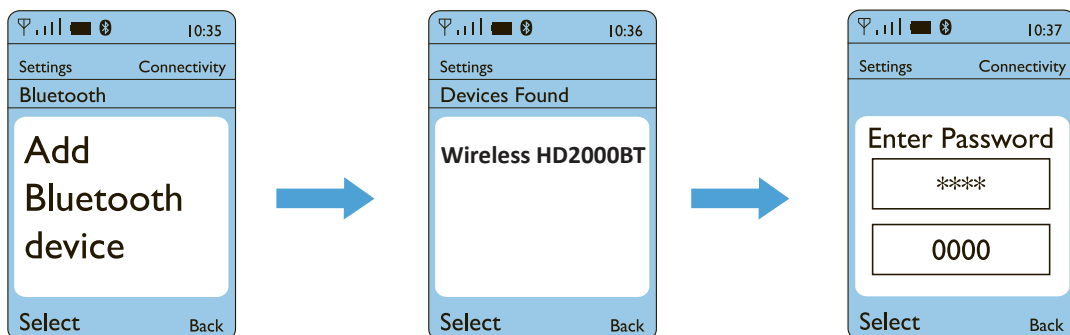
Quick start guide

Fuji labs HD2000 Wireless Professional Stereo Headphone




For your first time use:

- 1 Make sure the headset is charged, your mobile phone is turned on and its *Bluetooth* feature enabled.
- 2 With the headset turned off, press  until the red and blue LED **flash** alternatively.
- 3 Your mobile phone should start searching for **Wireless HD2000BT**.
- 4 Pair the headset with your mobile phone as below.
(Check your phones' user manual for details).



"0000" not required for some mobile phones

- 5 When you want to re-connect with a device, press  and hold until the blue light starts flashing, you will hear a voice prompt saying "power on, connected", then it will automatically re-connect back to the device. If it is not successful, please repeat step 1 to step 4.